
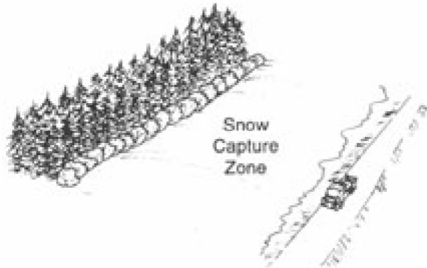



Figure 4. *Living Snowfence.*






**Density:**  
Ideal densities between 60-80% are desired for living snowfences. Evergreens and shrubs are ideal in living snowfence designs.

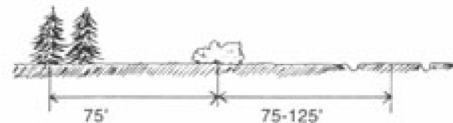


**Benefits:**

- Decreased annual snow removal costs -- money, time, and equipment
- Decreased road damage from snow removal equipment
- Safer winter travel for motorists
- Greater snow storage and longer snow control than slatted snow fences
- Wildlife food and cover
- Enhanced aesthetic appeal of landscape



**Twin row high density**



(2)